

The University of Missouri-Kansas City

Student Profile

2005-2006

**A Community of Learners
Making the World a Better Place**

Dear Colleagues:

We are pleased to offer demographic and other information that describes the students who were enrolled at the University of Missouri-Kansas City in 2005-06. This report is produced annually so we are all better informed about our students' characteristics.

The information contained in this report was produced by the Office of Registration and Records and the Office of Institutional Research and, unless otherwise noted, is based on data collected at the end of the fourth week of classes of Fall 2005, per guidelines provided by the Coordinating Board of Higher Education.

It should be noted that as of Fall 2000, enrollment requirements for dual-credit high school students changed, such that these students were required to enroll by the fourth week of classes.

This document is available electronically at
<http://www.umkc.edu/ir/pdf/student-profile-2006.pdf>.

Your feedback and comments concerning these data are welcome. Please direct any questions or comments to either of the following:

Rick Axelson, PhD
Assistant Vice Provost for Academic Planning
Administrative Center 361
University of Missouri-Kansas City
Kansas City MO 64110
816-235-6210
axelsonr@umkc.edu

Sincerely,

A handwritten signature in cursive script, appearing to read "Patricia R. Long".

Pat Long
Interim Executive Vice Chancellor

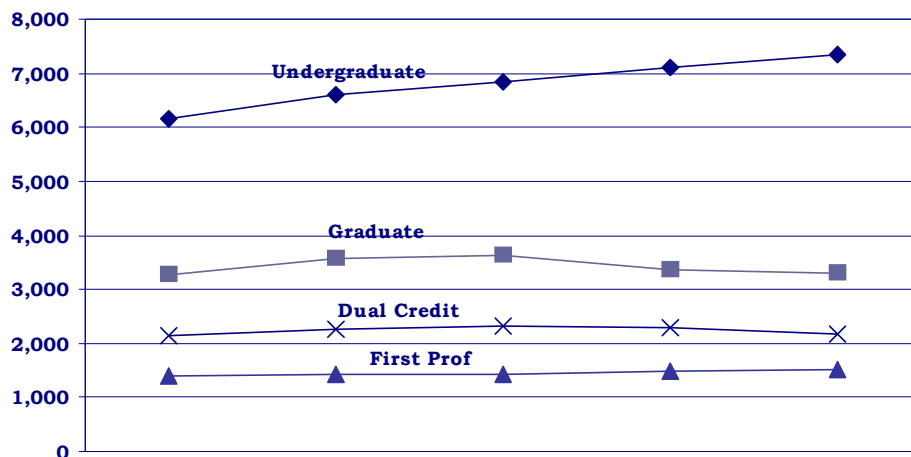
The University of Missouri-Kansas City Student Profile 2005-2006

1.	FALL HEADCOUNT.....	4
2.	FULL-TIME EQUIVALENTS.....	4
3.	TOTAL CREDIT HOUR PRODUCTION.....	5
4.	WINTER & SUMMER HEADCOUNT.....	5
5.	FULL AND PART-TIME STATUS – FALL 2005.....	6
6.	GENDER – FALL 2005.....	6
7.	AGE BY LEVEL – FALL 2005.....	7
8.	ENROLLMENT BY LEVEL – FALL 2005.....	7
9.	ENROLLMENT BY ACADEMIC UNIT.....	8
10.	STATE OF ORIGIN – FALL 2005.....	9
11.	KANSAS METRO COUNTIES.....	9
12.	ETHNIC ORIGIN – FALL 2005.....	10
13.	INTERNATIONAL STUDENTS – FALL 2005.....	10
14.	TRANSFER INSTITUTIONS – FALL 2005.....	11
15.	FRESHMAN ACT SCORES – FALL 2005.....	12
16.	FRESHMAN HIGH SCHOOL RANK – FALL 2005.....	12
17.	FINANCIAL AID.....	13
18.	DEGREES AWARDED – Fiscal Year 2005.....	14

1. FALL HEADCOUNT

Total Fall 2005 headcount enrollment was 14,310. This was an overall increase of 10% from Fall 2001.

The growth has primarily been in undergraduates with a 19% increase since Fall 2001.



	Fall 01	Fall 02	Fall 03	Fall 04	Fall 05
Undergraduate	6,146	6,607	6,841	7,097	7,332
Graduate	3,280	3,571	3,619	3,369	3,296
First Professional	1,390	1,440	1,440	1,494	1,523
On Campus Total	10,816	11,618	11,911	11,960	12,151
Dual Credit	2,153	2,263	2,315	2,296	2,159
Grand Total	12,969	13,881	14,226	14,256	14,310

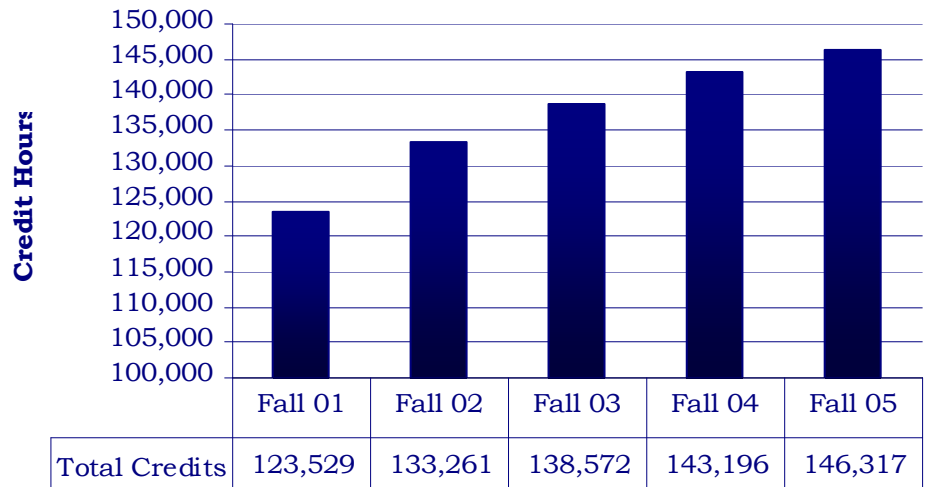
2. FULL-TIME EQUIVALENTS

Full-Time Equivalent (FTE) is defined by the Missouri Coordinating Board for Higher Education as 15 semester credit hours for undergraduate students, 12 semester credit hours for graduate students, and 15 semester credit hours for first-professional law students. FTE is equivalent to headcount for first-professional students in Dentistry, Medicine, and Pharmacy.

Full-Time Equivalent	FTE Fall 01	FTE Fall 02	FTE Fall 03	FTE Fall 04	FTE Fall 05
Undergraduate	4,780	5,188	5,431	5,778	6,007
Graduate	1,638	1,797	1,882	1,785	1,755
First Professional	1,367	1,416	1,418	1,468	1,500
On-Campus Total	7,785	8,401	8,731	9,031	9,262
Dual Credit	551	602	557	575	531
Grand Total	8,336	9,003	9,288	9,606	9,793

3. TOTAL CREDIT HOUR PRODUCTION

Credit hour production has increased steadily during the last 5 years. UMKC produced 146,317 credit hours in Fall 2005, an increase of 2% over Fall 2004.



4. WINTER & SUMMER HEADCOUNT

Student headcount enrollment figures for winter and summer semesters are displayed below.

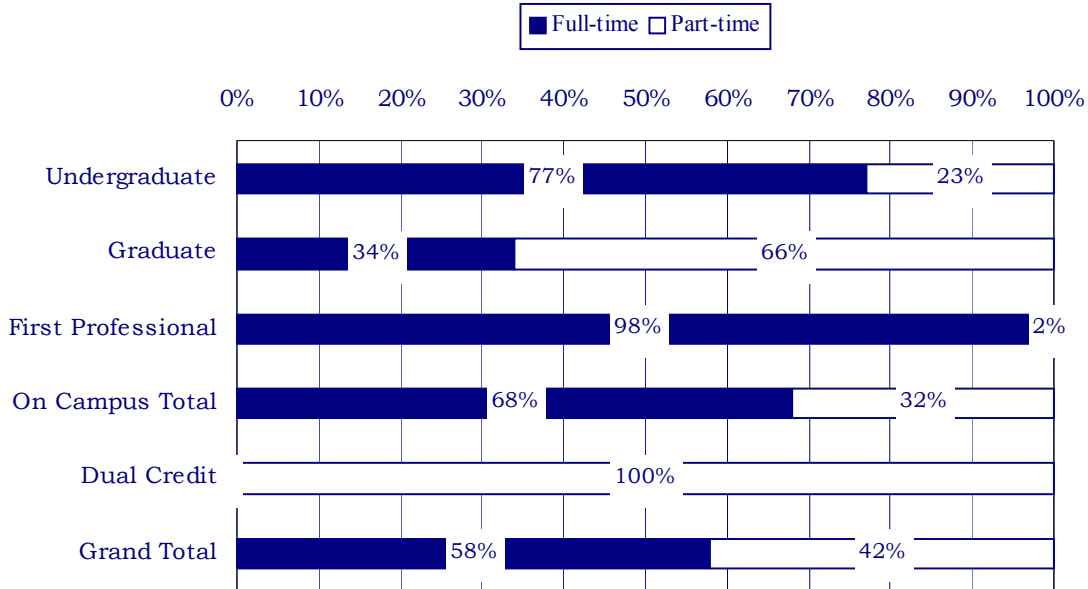
	Winter 01	Winter 02	Winter 03	Winter 04	Winter 05
Undergraduate	5,602	5,989	6,384	6,521	6,730
Graduate	3,249	3,271	3,585	3,427	3,245
First Professional	1,346	1,341	1,396	1,412	1,467
On Campus Total	10,197	10,601	11,365	11,360	11,442
Dual High School	2,659	2,743	2,357	3,144	2,705
Grand Total	12,856	13,344	13,722	14,504	14,147

	Summer 01	Summer 02	Summer 03	Summer 04	Summer 05
Undergraduate	2,222	2,409	2,568	2,521	2,541
Graduate	2,004	2,001	2,275	2,018	1,592
First Professional	646	667	721	709	773
On Campus Total	4,872	5,077	5,564	5,248	4,906
Dual High School	2	5	29	29	20
Grand Total	4,874	5,082	5,593	5,277	4,926

5. FULL- AND PART-TIME STATUS – FALL 2005

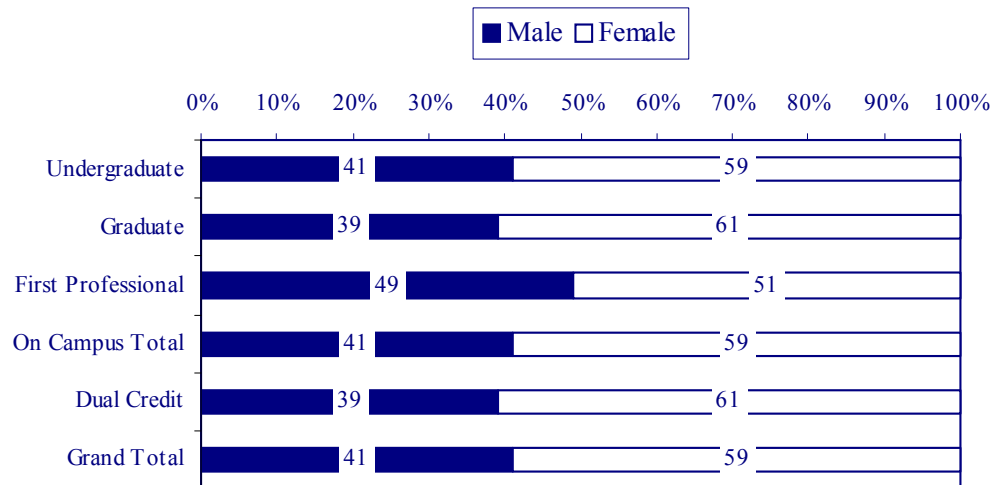
Sixty-eight percent of UMKC on-campus students (excludes dual credit students) were enrolled full-time in Fall 2005, though full-time status varies by level.

For purposes of calculating full-time status, undergraduate students must be enrolled in at least 12 credits and graduate students must be enrolled in at least 9 credits. First-professional credit thresholds vary by program.



6. GENDER – FALL 2005

In Fall 2005, 59% of UMKC students were female and 41% were male. UMKC enrolled more females than males at all levels but one.



7. AGE BY LEVEL – FALL 2005

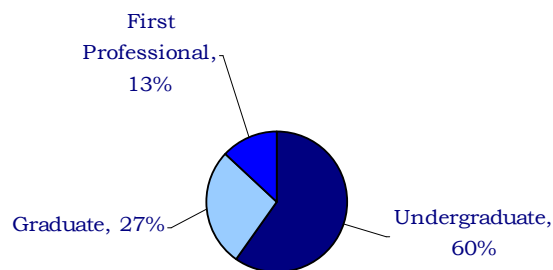
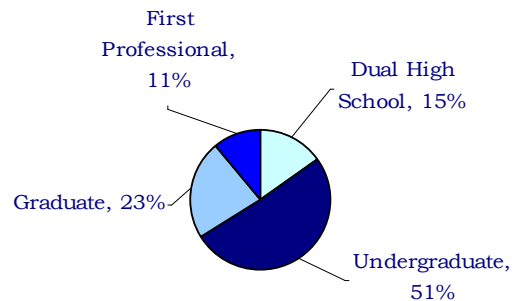
The table below shows the age distribution for UMKC students for Fall 2005. The average age for UMKC's total on campus student body was 27. When dual credit students are included the average age is 25.

Age	Undergraduate	Graduate	First Prof	On-Campus Total	Dual Credit	Grand Total
< 18	46	0	0	46	1,771	1,817
18-19	1,552	0	9	1561	308	1,869
20-24	3,519	609	875	5003	5	5,008
25-29	1,059	1,022	453	2534	5	2,539
30-39	701	905	153	1759	1	1,760
40-49	318	482	31	831	0	831
50-59	101	236	2	339	0	339
60 & over	12	30	0	42	0	42
Unknown	24	12	0	36	69	105
Total	7,332	3,296	1,523	12,151	2,159	14,310
Avg Age	24	33	25	27	17	25

8. ENROLLMENT BY LEVEL – FALL 2005

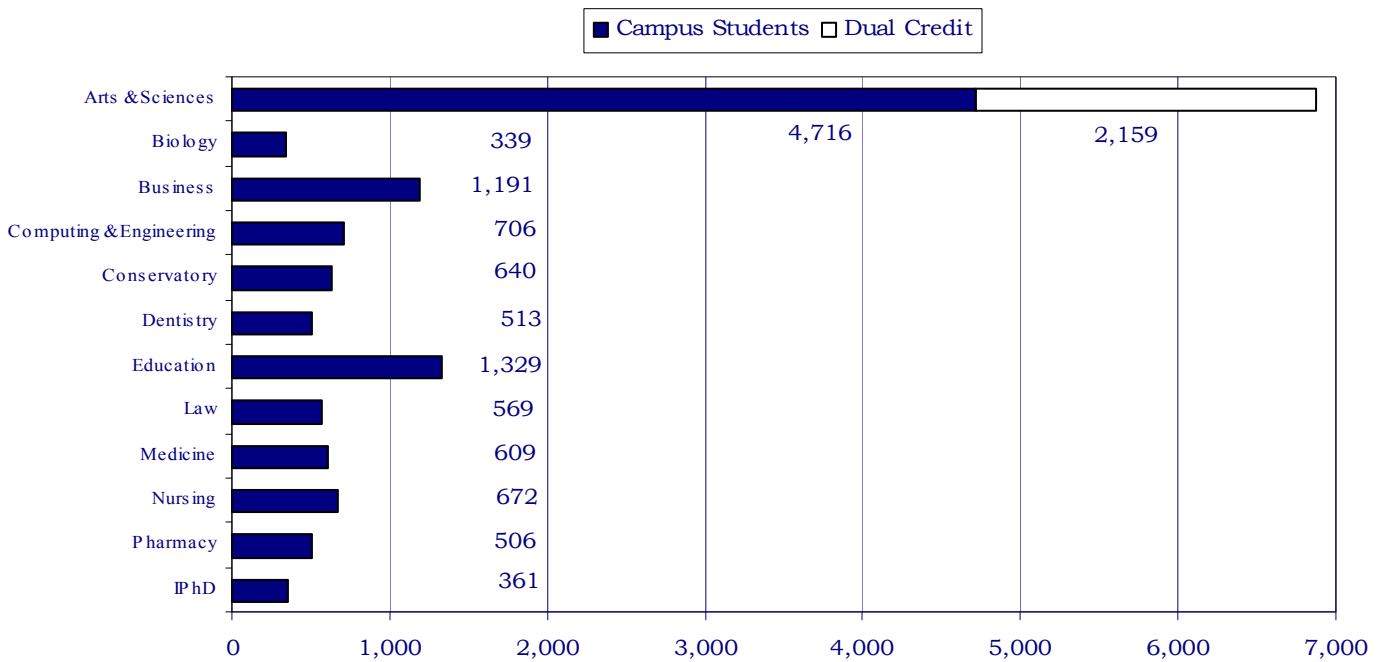
In Fall 2005, 15% of UMKC students were enrolled at the Dual Credit High School level, 51% were enrolled at the undergraduate level, 23% were enrolled at the graduate level, and 11% were enrolled at the first professional level. First professional programs include Dentistry, Law, Medicine, and Pharmacy.

When Dual Credit High School students are excluded, enrollments are 60% undergraduate, 27% graduate and 13% first professional.



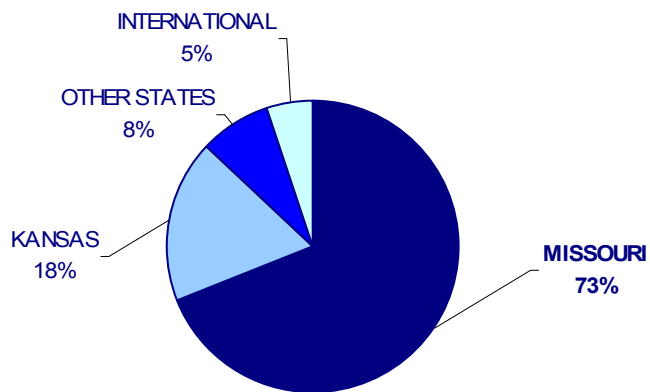
9. ENROLLMENT BY ACADEMIC UNIT

Fall 2005 headcount by academic unit is presented in the graph below. The largest academic unit is Arts & Sciences with a total of 6,875 students, including the 2,159 Dual Credit High School students.



10. STATE OF ORIGIN – FALL 2005

In Fall 2005 Missouri residents represented 73% of the on campus population. Another 18% were from Kansas, 8% were from other states and 5% were international. Dual credit students are not included in the on campus population.



11. KANSAS METRO COUNTIES

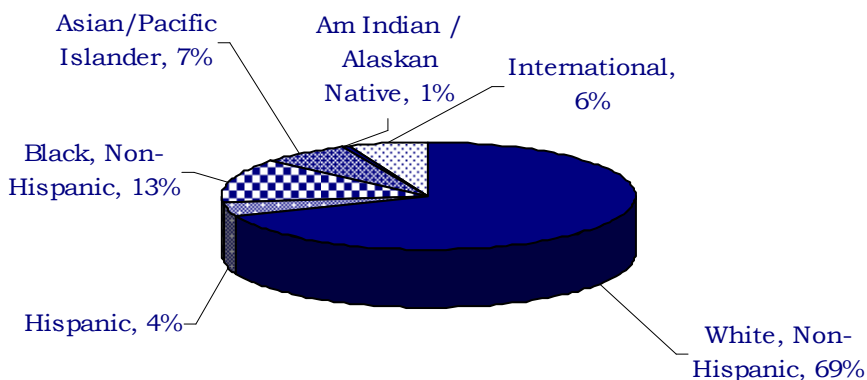
In Fall 2002 UMKC began charging undergraduate students from the Kansas Metro Counties the same educational fees as Missouri students. In Fall 2005 UMKC on-campus undergraduate enrollment from these counties was at its highest level in 7 years. Enrollment from the Kansas Metro Counties grew by 90% from Fall 2001 to Fall 2005.

TERM	FS 2001	FS 2002	FS 2003	FS 2004	FS 2005
Johnson	486	678	843	896	903
Leavenworth	7	18	24	24	32
Miami	0	5	20	21	11
Wyandotte	116	131	182	201	209
Total	609	832	1,069	1,142	1,155

12. ETHNIC ORIGIN – FALL 2005

UMKC's on campus minority population is 25%. This represents the highest percentage of minority students among the four University of Missouri campuses.

The percentages included in this figure are calculated based on the Fall 2005 enrollment excluding dual credit students and those students who did not report their ethnicity.

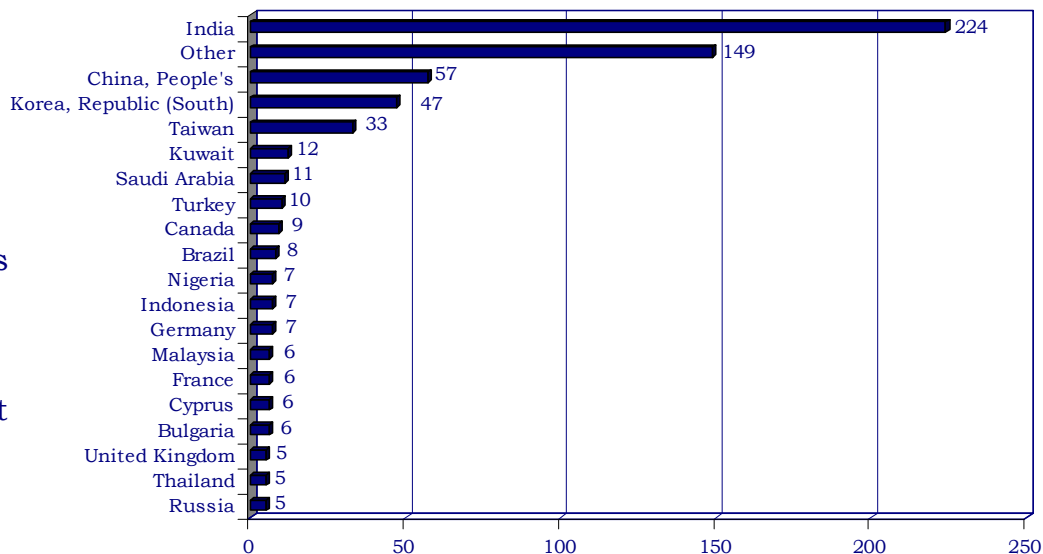


*Minority includes Asian/Pacific Islander, American Indian/Alaskan Native, Hispanic, and Black Non-Hispanic

13. INTERNATIONAL STUDENTS – FALL 2005

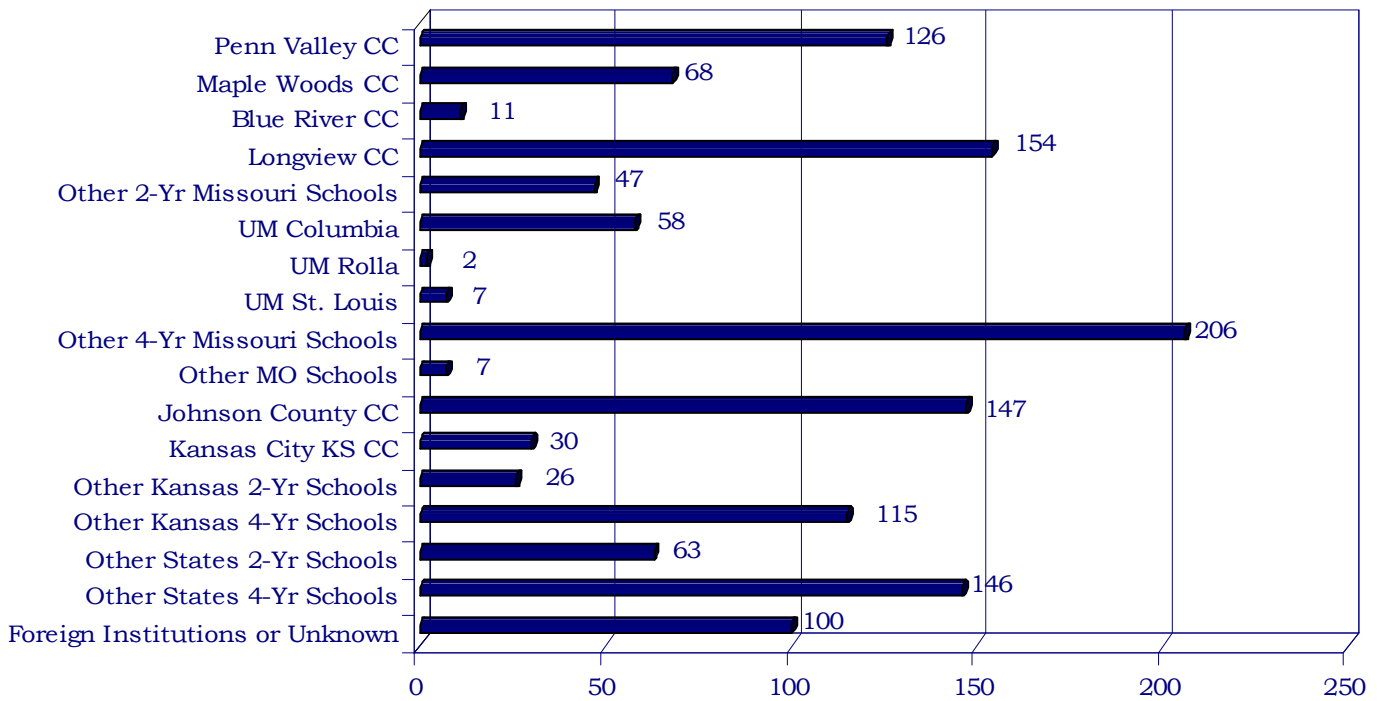
A total of 620 international students enrolled at UMKC in Fall 2005, representing 63 countries. The international student enrollment represents 6% of UMKC's on campus population.

The figure to the right shows all countries represented by at least 5 students at UMKC.



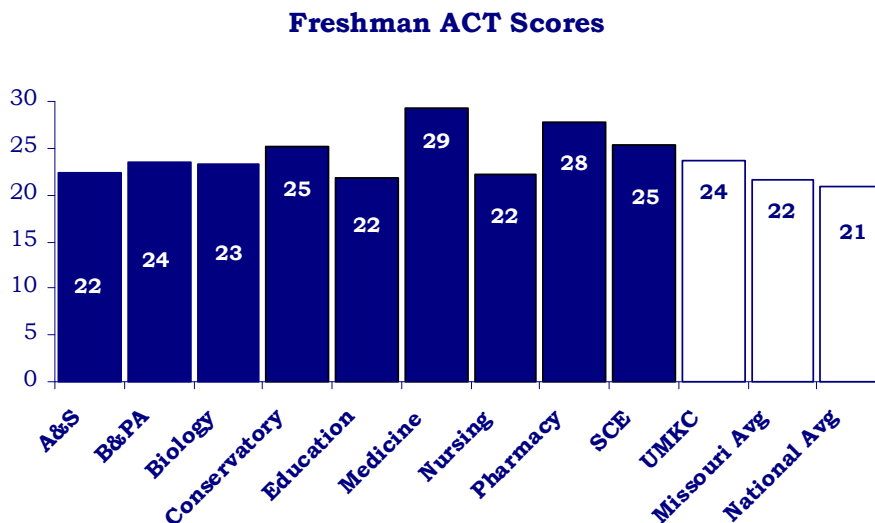
14. TRANSFER INSTITUTIONS – FALL 2005

The majority of new undergraduates at UMKC transfer from other institutions. There were a total of 1,313 new undergraduate transfer students in Fall 2005. Of those, 686 transferred from Missouri colleges and universities and 627 transferred from other states and countries.



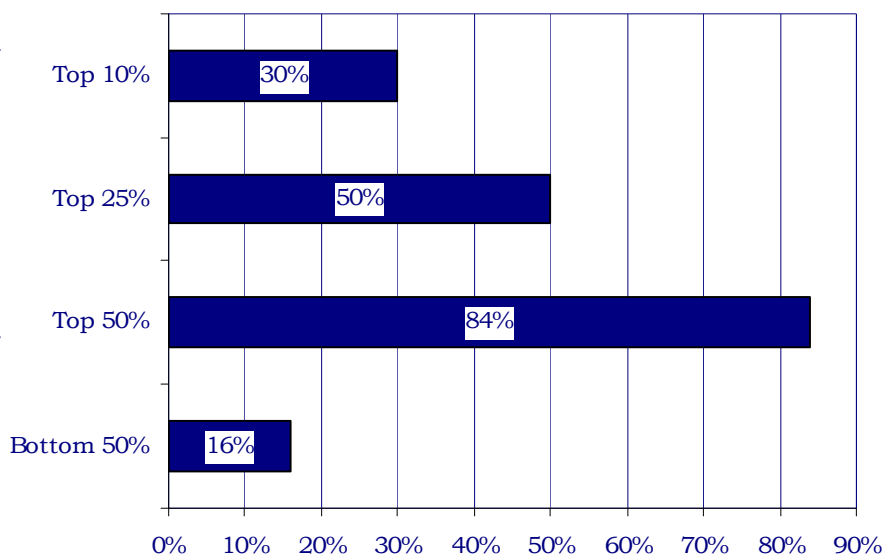
15. FRESHMAN ACT SCORES – FALL 2005

A total of 1008 first-time full-time degree-seeking freshman students entered in Fall 2005. Of these, 957 reported their ACT score to UMKC. The average score for UMKC is 24. UMKC students performed well above the Missouri average of 22 and the national average of 21.



16. FRESHMAN HIGH SCHOOL RANK – FALL 2005

Of the 1008 first-time full-time degree-seeking freshmen, 833 reported their high school rank to UMKC. Half of the freshmen were in the top 25% of their graduating class. In addition, approximately eight out of ten first-time full-time degree-seeking freshmen were in the top half of their graduating class.



17. FINANCIAL AID

FINANCIAL AID DOLLARS AWARDED

Category	Amount	Number of Awards*
Loans	\$ 95,234,373	14,295
Scholarships	\$ 27,222,426	7,006
Grants	\$ 6,296,149	2,830
Work-Study	\$ 1,291,886	403
Other**	\$ 8,847,327	2,645
Total	\$ 138,892,161	

Number of Students Receiving Assistance: 11,469**

Unduplicated Enrollment: 14,456***

On Average, 80% of UMKC students receive some sort of financial assistance (excluding dually enrolled high school students)

Source: Financial Aid and Scholarships Office, 2004-05 DHE-14

**Number of Awards* is the sum of 2004-05 DHE-14 headcounts per aid program

**Includes vocational rehabilitation, non need-based student employment, and other State of Missouri aid.

***Enrollment is from unduplicated headcount (excluding dual high school students) from UIDS frozen data for FS2004, WS2005, and SS2005

EDUCATIONAL & REQUIRED FEES

2004-2005 Yearly Educational & Required Fees Full-time Students	Missouri Residents	Non- Residents
	Undergraduate (15 hrs)	\$7,250
Graduate (9hrs)	\$5,320	\$12,817
<i>Professional (Flat Rate Used)</i>		
Law JD	\$12,759	\$23,705
Medicine	\$20,308	\$39,291
Pharmacy, Pharm D	\$15,137	\$32,348

18. DEGREES AWARDED – Fiscal Year 2005

Degrees awarded from July 1, 2004 to June 30, 2005 are listed below by gender and ethnicity.

ETHNICITY	BACHELORS	MASTERS	ED SPEC	DOCTORATES	PROFESSIONAL	TOTALS
American Indian/ Alaskan Native	15	7	0	0	3	25
Asian or Pacific Islander	75	22	0	0	49	146
Black, Non- Hispanic	125	73	3	1	18	220
Hispanic	48	15	2	0	9	74
Non-Resident International	54	113	0	17	3	187
Unknown	117	63	8	3	19	210
White, Non- Hispanic	954	522	37	29	274	1,816
Total	1,388	815	50	50	375	2,678

GENDER	BACHELORS	MASTERS	ED SPEC	DOCTORATES	PROFESSIONAL	TOTALS
Male	515	325	20	27	184	1,071
Female	873	490	30	23	191	1,607
Total	1,388	815	50	50	375	2,678