

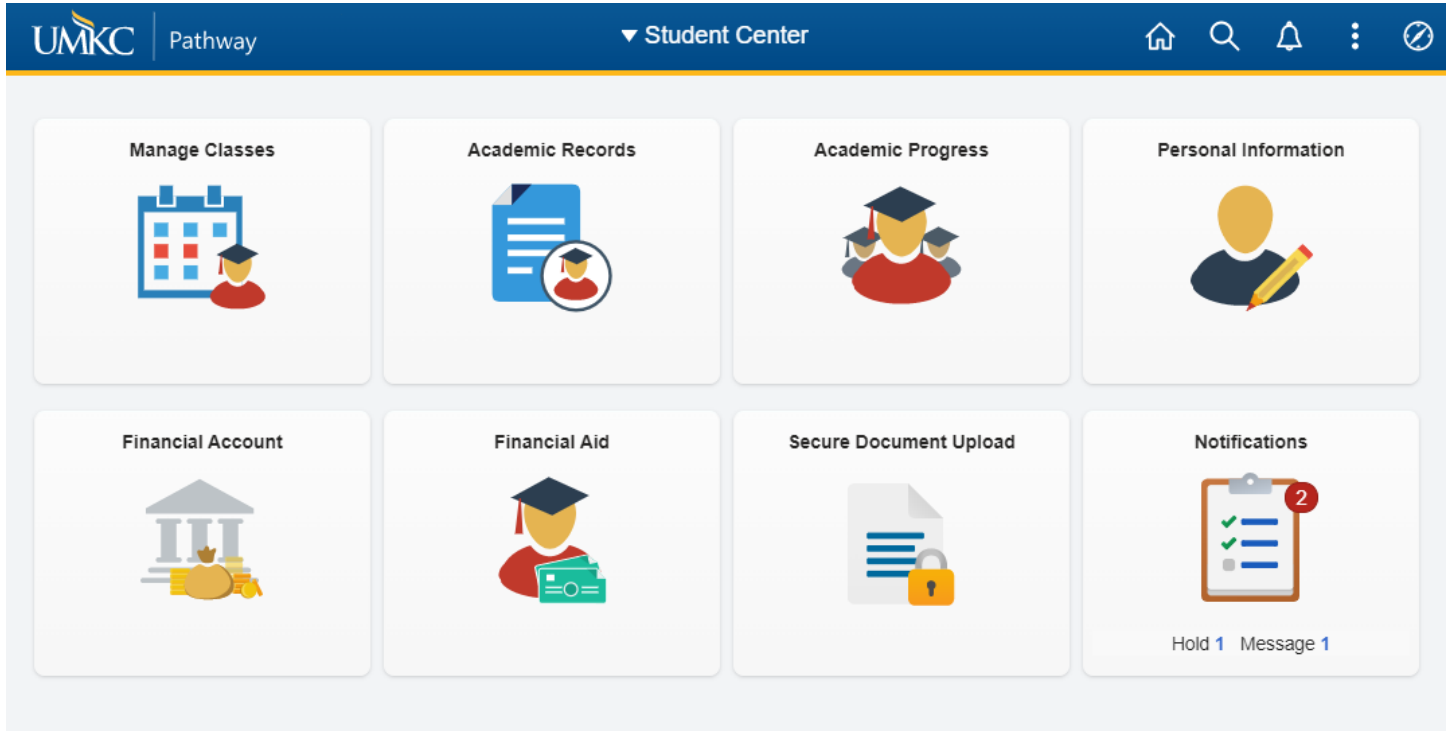


UNIVERSITY OF MISSOURI-KANSAS CITY



Pathway help: Change Address

OFFICE OF REGISTRATION & RECORDS

Students can submit a form to the Registration & Records office to request that we change, update, or add addresses to their record or follow the steps below to make the change in Pathway.



Edit an Address:

Step	Action
1.	Click the Personal Information tile.
2.	Click the Address button. 
3.	Click on Pencil icon for the address you want to change. 



← Student Center Student Personal Info 🏠 🔍 ⋮ 🗑️

- 👤 Demographic Information
- 📄 Names
- ✉️ Email Addresses
- 📍 Addresses**
- 📞 Phone Numbers
- 📞 Emergency Contacts
- 📢 Emergency Mass Notification
- 📄 Information Privacy

Addresses

View, add, change or delete an address.

Address Type	Address		
Permanent	Ac 115 5000 Holmes St Kansas City, MO 65202 Jackson	✍️	
Degree	5100 Rockhill Rd Kansas City, MO 64110-2446 Jackson	✍️	
Local	5100 Rockhill Rd Kansas City, MO 64110-2446 Jackson	✍️	

[Add a new address](#)

Step	Action
8.	Enter the new address information and click the OK button. <div style="text-align: center; margin-top: 10px;"> <input type="button" value="OK"/> </div>
9.	If everything looks correct, click the Save button. <div style="text-align: center; margin-top: 10px;"> <input type="button" value="Save"/> </div>
10.	Click the OK button to return back to the Change Address page. <div style="margin-top: 10px;"> <h2 style="color: #4f81bd;">Change Address</h2> <hr/> <h3>Save Confirmation</h3> <div style="display: flex; align-items: center; margin-top: 10px;"> ✓ The Save was successful. </div> <div style="text-align: center; margin-top: 10px;"> <input type="button" value="OK"/> </div> </div>
11.	You have successfully changed your address. End of Procedure.