

Pharmaceutical Sciences (51.2010)

Contents

About Emsi	1
Program Definition	2
Competitive Landscape	3
Labor Market Demand	6
Relevant Skills	16

About Emsi

Emsi—an affiliate of the Strada Education Network—is a labor market analytics firm that is passionate about providing meaningful data for colleges and their students.

Our data is trusted by a breadth of users including researchers at colleges and universities, economic development organizations, and Fortune 500 companies.

Emsi data offers a three-pronged approach to labor market information:

1. Our traditional LMI combines dozens of government sources from agencies like the Bureau of Economic Analysis, U.S. Census Bureau, and Bureau of Labor Statistics into one dataset that details industries, occupations, demographics, academic programs, and more.
2. Emsi's job posting analytics give a real-time look into the needs of employers in today's labor market. Each month, millions of postings are scraped from employer sites and job boards, de-duplicated, and compiled into an actionable dataset.
3. Emsi also leverages workforce profiles—an innovative database of more than 100 million resumés and professional profiles that are aggregated from the open web. These profiles unify information for workers—such as education, employment history, skills, and more—to reveal robust detail on what is happening in today's workforce.

Together, these data related to labor market demand, relevant skills, and the competitive landscape help colleges and universities make informed decisions about their program offerings.

Program Definition

Institution:

Code	Description
178402	University of Missouri-Kansas City

Program in Question:

Code	Description
51.2010	Pharmaceutical Sciences

Competitive Landscape

Institution Sectors:

Description
Public, 4-year or above
Private not-for-profit, 4-year or above

Description
Private for-profit, 4-year or above

Education Levels:

Description
Post-masters certificate

Description
Doctor's Degree

Program Type:

Description
Non-Distance Offered Programs

Region:

Code	Description
29	Missouri
31	Nebraska
20	Kansas
40	Oklahoma

Code	Description
47	Tennessee
19	Iowa
17	Illinois
5	Arkansas

Student Charges Type:Tuition & Fees

Student Charges Grad Status:Graduate

Student Charges Residency:In-State

Program Overview

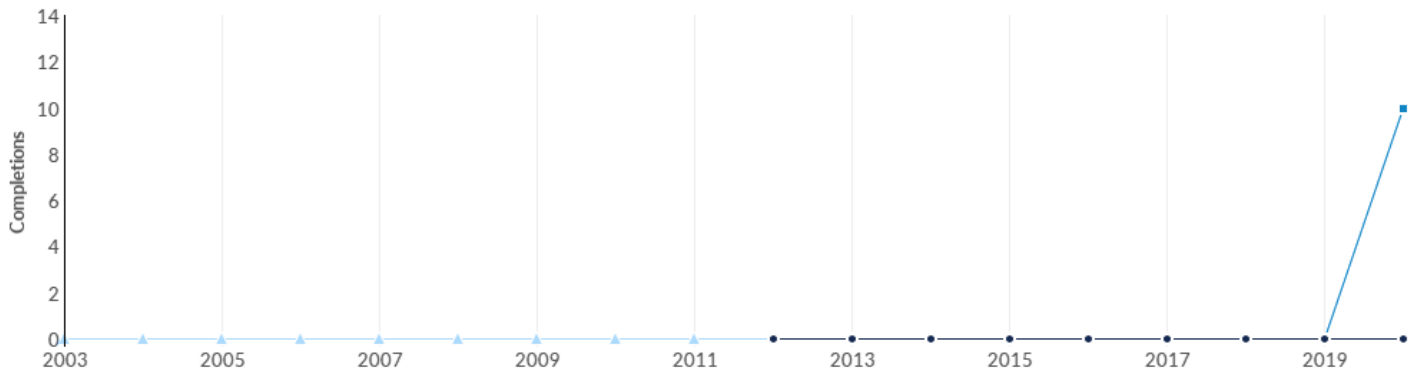


	Completions (2020)	% Completions	Institutions (2020)	% Institutions
● All Programs	10	100%	1	100%
● Distance Offered Programs	0	0%	0	0%
● Non-Distance Offered Programs	10	100%	1	100%

Completions by Institution

Institution	Ph.D. or Professional > Non-Distance Offered Completions (2020)	Growth % YOY (2020)	Market Share (2020)	IPEDS Tuition & Fees (2020)
The University of Tennessee Health Science Center	10	Insf. Data	100.0%	\$14,180

Regional Trends



	2012 Completions	2020 Completions	% Change
● Distance Offered Programs	0	0	0.0%
■ Non-Distance Offered Programs	0	10	Insf. Data
▲ All Programs	0	10	Insf. Data

Labor Market Demand

Labor Market Area Selection:

Code	Description
29	Missouri
31	Nebraska
20	Kansas
40	Oklahoma

Code	Description
47	Tennessee
19	Iowa
17	Illinois
5	Arkansas

Target Occupations:

Code	Description
19-1042	Medical Scientists, Except Epidemiologists

Code	Description
29-1051	Pharmacists

Degree Levels:Any

Completions Year (default):2020

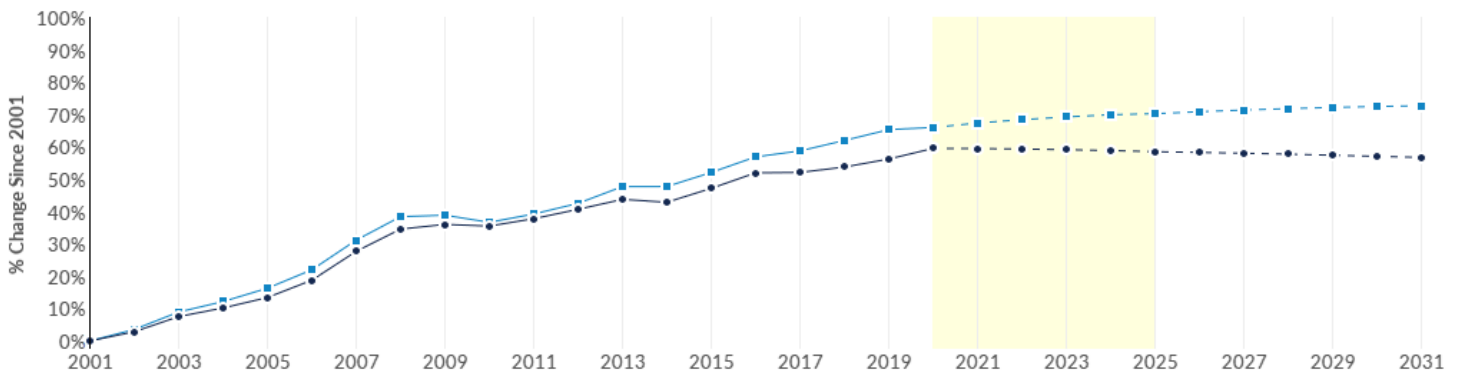
Jobs Year (default):2020

Target Occupations

<p>55,130</p> <p>Jobs (2020)</p> <p>5% below National average</p>	<p>-0.6%</p> <p>% Change (2020-2025)</p> <p>Nation: +2.6%</p>	<p>\$58.57/hr \$121.8K/yr</p> <p>Median Earnings</p> <p>Nation: \$58.96/hr; \$122.6K/yr</p>	<p>2,923</p> <p>Annual Openings</p>
---	---	---	--

Occupation	2020 Jobs	Annual Openings	Median Earnings	Growth (2020 - 2025)
Pharmacists	41,940	1,802	\$61.14/hr	-1.65%
Medical Scientists, Except Epidemiologists	13,191	1,121	\$36.99/hr	+2.56%


Regional Trends



Region	2020 Jobs	2025 Jobs	Change	% Change
● Region	55,130	54,779	-351	-0.6%
■ Nation	460,937	472,745	11,808	2.6%








Occupation Gender Breakdown



Gender	2020 Jobs	2020 Percent
● Males	24,839	44.8% 
● Females	30,648	55.2% 

Occupation Age Breakdown




Age	2020 Jobs	2020 Percent
● 14-18	12	0.0% 
● 19-24	2,067	3.7% 
● 25-34	15,628	28.2% 
● 35-44	14,556	26.2% 
● 45-54	10,167	18.3% 
● 55-64	8,835	15.9% 
● 65+	4,222	7.6% 

Occupation Race/Ethnicity Breakdown



Race/Ethnicity	2020 Jobs	2020 Percent
White	41,452	74.7%
Asian	8,300	15.0%
Black or African American	3,093	5.6%
Hispanic or Latino	1,596	2.9%
Two or More Races	880	1.6%
American Indian or Alaska Native	148	0.3%
Native Hawaiian or Other Pacific Islander	17	0.0%

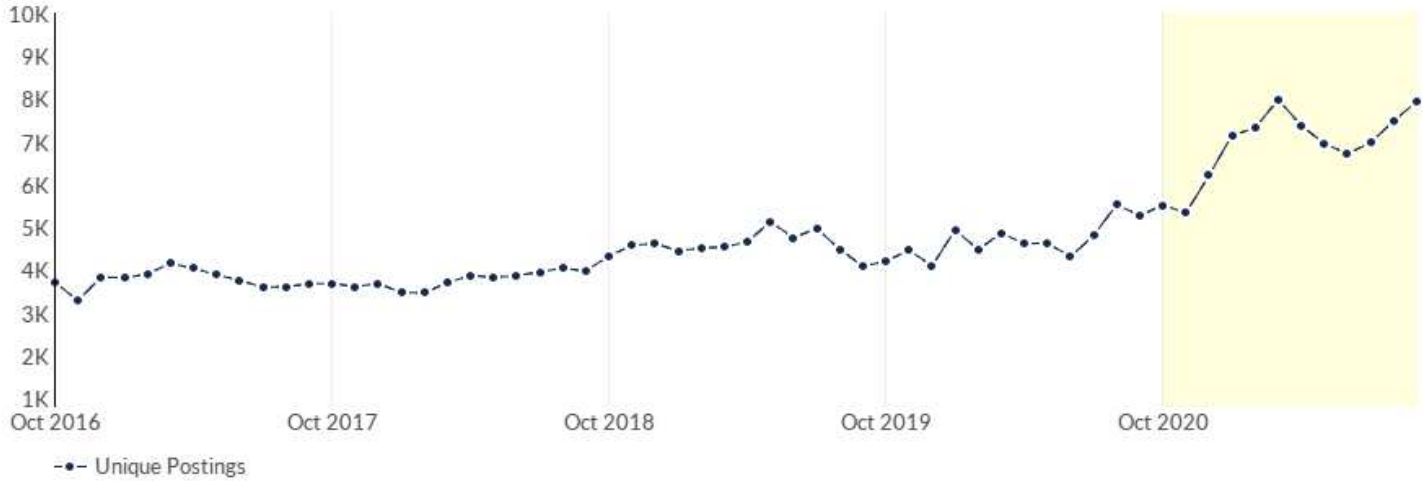
Job Postings Summary

<p>31,324 Unique Postings 212,620 Total Postings</p>	<p>7 : 1 Posting Intensity  Regional Average: 4 : 1</p>	<p>34 days Median Posting Duration Regional Average: 29 days</p>
--	--	--

There were **212,620** total job postings for your selection from October 2020 to September 2021, of which **31,324** were unique. These numbers give us a Posting Intensity of **7-to-1**, meaning that for every 7 postings there is 1 unique job posting.

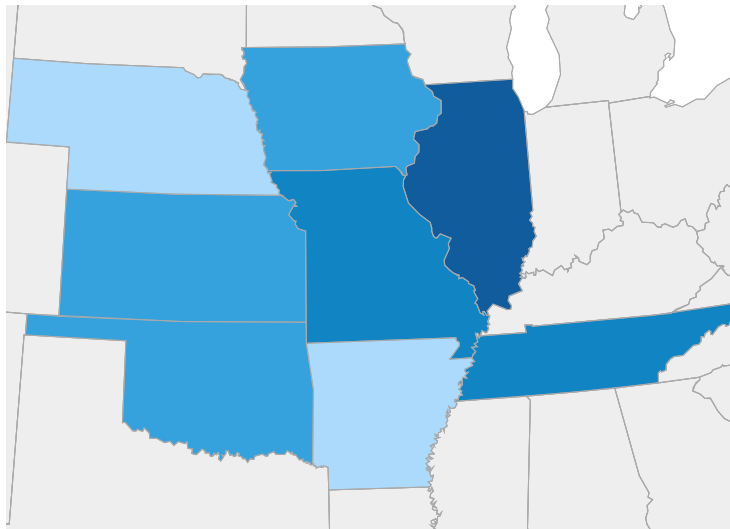
This is higher than the Posting Intensity for all other occupations and companies in the region (4-to-1), indicating that they may be trying harder to hire for this position.

Unique Postings Trend



Month	Unique Postings	Posting Intensity
Sep 2021	7,936	10 : 1
Aug 2021	7,486	9 : 1
Jul 2021	6,980	8 : 1
Jun 2021	6,718	8 : 1
May 2021	6,957	7 : 1
Apr 2021	7,378	8 : 1
Mar 2021	7,987	8 : 1
Feb 2021	7,318	9 : 1
Jan 2021	7,153	9 : 1
Dec 2020	6,209	8 : 1
Nov 2020	5,333	8 : 1
Oct 2020	5,519	7 : 1

Job Postings Regional Breakdown



State	Unique Postings (Oct 2020 - Sep 2021)
Illinois	10,174
Missouri	5,267
Tennessee	4,510
Kansas	2,698
Iowa	2,408



Top Companies Posting

Company	Total/Unique (Oct 2020 - Sep 2021)	Posting Intensity	Median Posting Duration
CVS Health Corporation	49,893 / 2,990	17 : 1	45 days
Walgreens Company	29,497 / 2,481	12 : 1	32 days
Wal-Mart, Inc.	13,224 / 2,122	6 : 1	36 days
AbbVie Inc.	4,775 / 946	5 : 1	43 days
Soliant Health, Inc	1,073 / 467	2 : 1	31 days
University of Illinois At Chicago	1,697 / 446	4 : 1	465 days
Merck & Co., Inc.	1,706 / 433	4 : 1	25 days
Bayer Corporation	1,904 / 394	5 : 1	47 days
The Kroger Co	2,669 / 369	7 : 1	33 days
University of Nebraska	2,454 / 317	8 : 1	60 days











Top Cities Posting

City	Total/Unique (Oct 2020 - Sep 2021)	Posting Intensity	Median Posting Duration
Chicago, IL	17,134 / 2,941	6 : 1	43 days
St. Louis, MO	7,365 / 1,366	5 : 1	38 days
Nashville, TN	9,063 / 1,125	8 : 1	38 days
Omaha, NE	7,506 / 959	8 : 1	47 days
Memphis, TN	7,173 / 912	8 : 1	44 days
Kansas City, MO	4,752 / 808	6 : 1	33 days
Oklahoma City, OK	5,195 / 615	8 : 1	41 days
North Chicago, IL	4,280 / 579	7 : 1	48 days
Iowa City, IA	2,471 / 441	6 : 1	52 days
Little Rock, AR	3,030 / 431	7 : 1	32 days

Top Posted Occupations

Occupation (SOC)	Total/Unique (Oct 2020 - Sep 2021)	Posting Intensity	Median Posting Duration
Pharmacists	132,988 / 16,045	8 : 1 	33 days
Medical Scientists, Except Epidemiologists	79,632 / 15,279	5 : 1 	36 days

Top Posted Job Titles

Job Title	Total/Unique (Oct 2020 - Sep 2021)	Posting Intensity	Median Posting Duration
Pharmacists	45,360 / 4,524	10 : 1 	33 days
Staff Pharmacists	36,089 / 3,330	11 : 1 	39 days
Clinical Pharmacists	6,203 / 1,057	6 : 1 	34 days
Medical Science Liaisons	3,985 / 903	4 : 1 	41 days
Postdoctoral Research Associates	4,452 / 901	5 : 1 	58 days
Postdoctoral Fellows	3,661 / 734	5 : 1 	55 days
Pharmacy Managers	4,261 / 591	7 : 1 	26 days
Pharmacist Managers	4,622 / 436	11 : 1 	34 days
Float Pharmacists	4,970 / 411	12 : 1 	39 days
Research Scientists	1,865 / 376	5 : 1 	40 days

Rank as a Talent Provider

Emsi's workforce profile data shows University of Missouri-Kansas City has 849 alumni working regionally in the occupations *Medical Scientists, Except Epidemiologists* and *Pharmacists*. These 849 alumni represent 2.36% of regional profiles working in these occupations, which ranks your institution 7th among regional talent providers.

<p>849</p> <p>Your Alumni in Region Working in Target Occupations</p>	<p>2.36%</p> <p>Percent of Regional Profiles Working in Target Occupations</p>	<p>7</p> <p>Your Rank as a Regional Talent Provider</p>
---	--	---

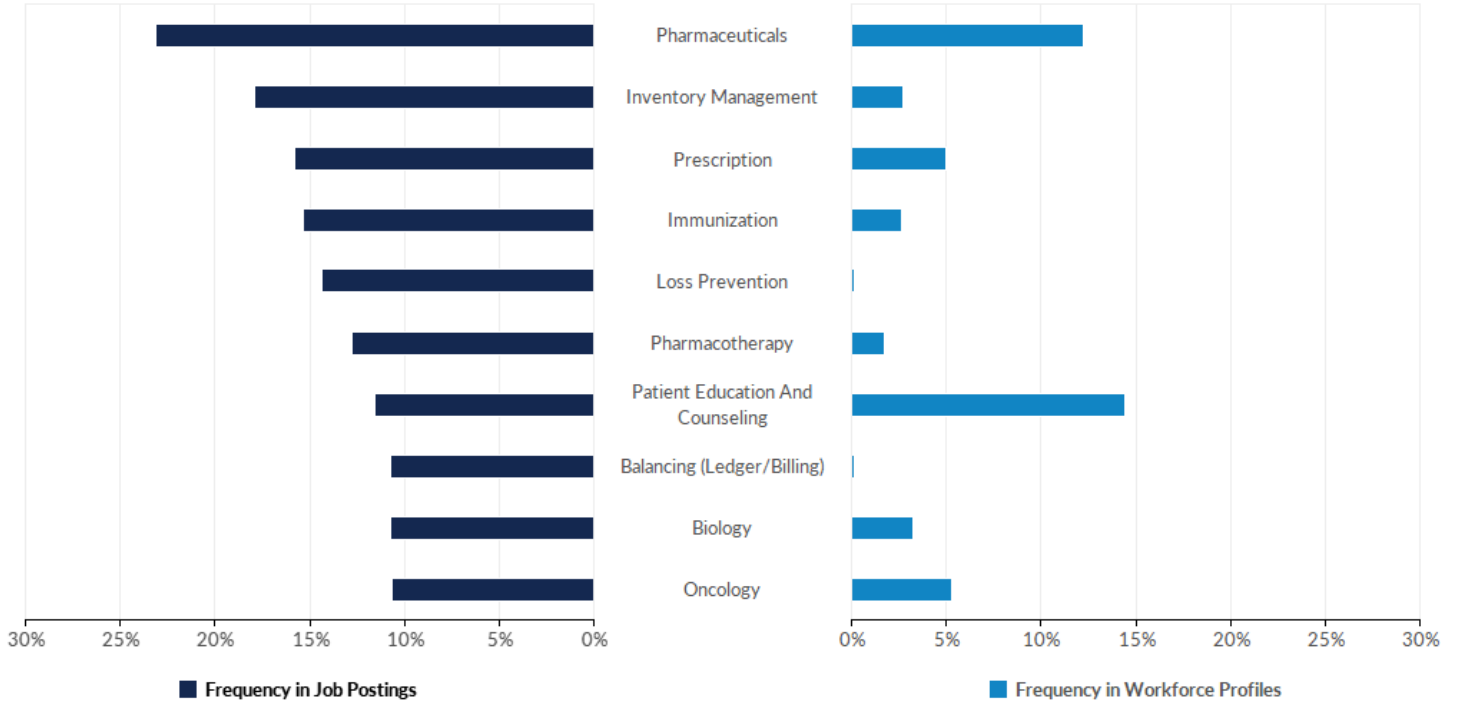
Top Talent Providers

The top regional institutions supplying the labor market with workers employed in the target occupations listed above, based on Emsi's workforce profile data.

School	Profiles	Percent
University of Illinois Chicago	1,819	5.06%
University of Health Sciences and Pharmacy in St. Louis	1,441	4.01%
University of Kansas	1,104	3.07%
University of Illinois Urbana-Champaign	965	2.69%
University of Iowa	962	2.68%
Midwestern University-Glendale	957	2.66%
University of Missouri-Kansas City	849	2.36%
University of Arkansas for Medical Sciences	647	1.80%
Drake University	627	1.75%
Creighton University	552	1.54%

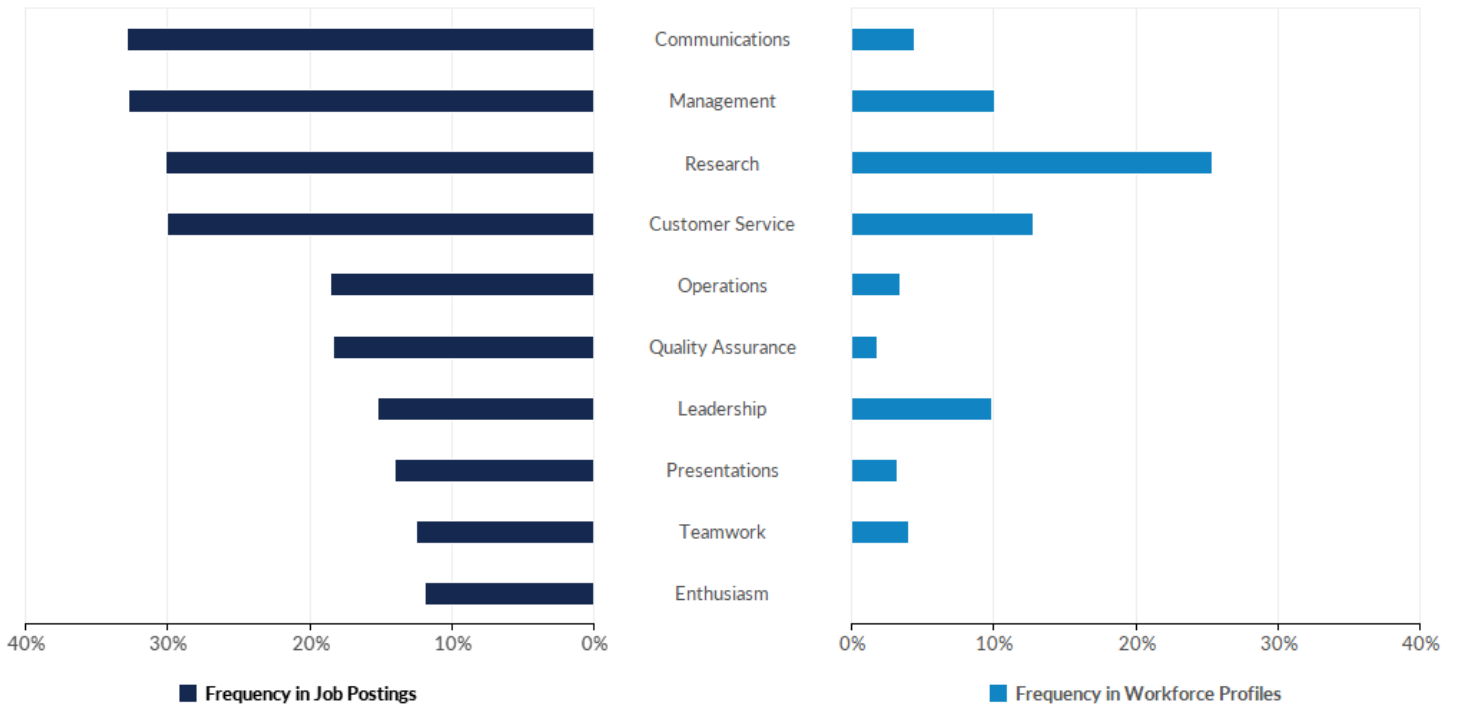
Relevant Skills

Top Hard Skills



Skill	Frequency in Postings	Postings with Skill / Total Postings (Oct 2020 - Sep 2021)	Frequency in Profiles	Profiles with Skill / Total Profiles (2019 - 2021)
Pharmaceuticals	23%	7,242 / 31,324	12%	4,191 / 34,143
Inventory Management	18%	5,617 / 31,324	3%	936 / 34,143
Prescription	16%	4,948 / 31,324	5%	1,704 / 34,143
Immunization	15%	4,796 / 31,324	3%	894 / 34,143
Loss Prevention	14%	4,499 / 31,324	0%	49 / 34,143
Pharmacotherapy	13%	4,000 / 31,324	2%	604 / 34,143
Patient Education And Counseling	12%	3,619 / 31,324	14%	4,930 / 34,143
Balancing (Ledger/Billing)	11%	3,360 / 31,324	0%	40 / 34,143
Biology	11%	3,353 / 31,324	3%	1,108 / 34,143
Oncology	11%	3,343 / 31,324	5%	1,814 / 34,143

Top Common Skills



Skill	Frequency in Postings	Postings with Skill / Total Postings (Oct 2020 - Sep 2021)	Frequency in Profiles	Profiles with Skill / Total Profiles (2019 - 2021)
Communications	33%	10,277 / 31,324	4%	1,510 / 34,143
Management	33%	10,259 / 31,324	10%	3,437 / 34,143
Research	30%	9,450 / 31,324	25%	8,678 / 34,143
Customer Service	30%	9,402 / 31,324	13%	4,354 / 34,143
Operations	19%	5,822 / 31,324	3%	1,186 / 34,143
Quality Assurance	18%	5,730 / 31,324	2%	610 / 34,143
Leadership	15%	4,765 / 31,324	10%	3,355 / 34,143
Presentations	14%	4,383 / 31,324	3%	1,090 / 34,143
Teamwork	13%	3,926 / 31,324	4%	1,365 / 34,143
Enthusiasm	12%	3,739 / 31,324	0%	26 / 34,143

Top Qualifications

Qualification	Postings with Qualification
Doctor Of Pharmacy (PharmD)	9,379
Bachelor Of Science In Pharmacy	7,565
Immunization Certification	3,269
Nurse Practitioner	435
Medical License	312
Security Clearance	232
Master Of Business Administration (MBA)	228
Top Secret-Sensitive Compartmented Information (TS/SCI Clearance)	201
Bachelor Of Science in Nursing (BSN)	198
Doctor Of Medicine (MD)	186